

COORITALIA

GRIGIO MONTENAPOLEONE



TYPE: Limestone

FINISHES: As per photos

COLOR: Blue/Grey

USES:

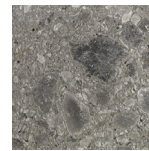
YES NO

- | | | |
|---|--------------------------|----------------------------------|
| ■ | <input type="checkbox"/> | Exterior Cladding |
| ■ | <input type="checkbox"/> | Exterior Pavers |
| ■ | <input type="checkbox"/> | Interior Walls |
| ■ | <input type="checkbox"/> | Interior Floors |
| ■ | <input type="checkbox"/> | Countertops (if properly sealed) |
| ■ | <input type="checkbox"/> | Wet Areas (if properly sealed) |
| ■ | <input type="checkbox"/> | Pool Coping (if properly sealed) |
| ■ | <input type="checkbox"/> | Coastal (Salinity) |
| ■ | <input type="checkbox"/> | High Traffic Areas |


SIZES:

- Slabs min thickness 2 cm
- Due to its particular origin, the blocks, measuring on average 260/300 (Length) x 130/160 cm (Height), often have large inclusions of Dolomites, or clay veins, passing through the blocks with two different inclinations. This makes it difficult to obtain high-quality medium and large slabs.


FINISHES



BIG HOLES
FILLED & BRUSHED



BIG HOLES
FILLED & HONED




BUSHHAMMERED




CROSS WATER-JET




EXTREME WATER-JET



FILLED & HONED



LINE WATER-JET



MACHINE-MILLED
& CHISELED



SANDBLASTED



SAWN-MILLED
& CHISELED